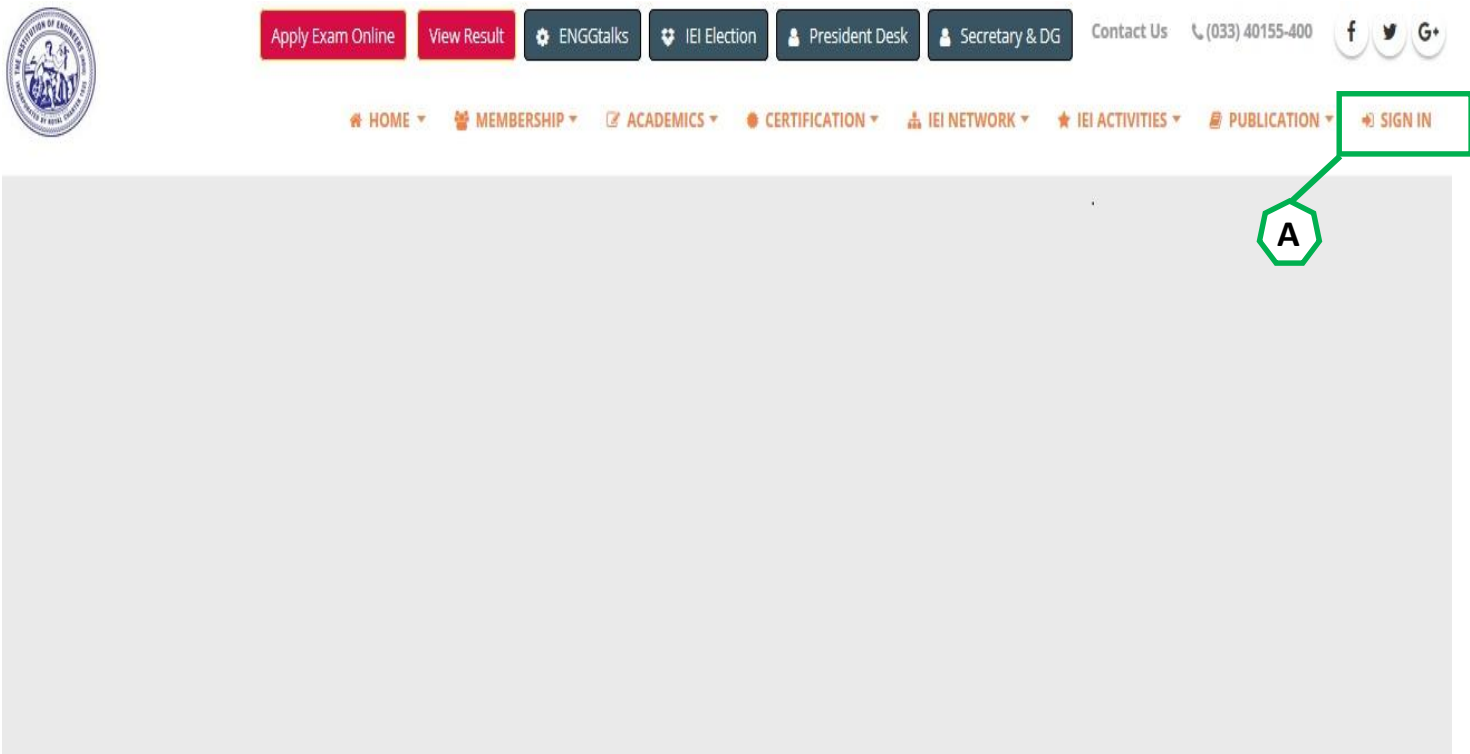


## Website Home Page :



Use any web browser to open IEI Website ([www.ieindia.org](http://www.ieindia.org))

A. Click on **Sign in** button.

# View of Login Page :



Apply Exam Online

View Result

ENGtalks

IEI Election

President Desk

Secretary & DG

Contact Us

(033) 40155-400



HOME

MEMBERSHIP

ACADEMICS

CERTIFICATION

IEI NETWORK

IEI ACTIVITIES

PUBLICATION

SIGN IN

SIGN IN

## Login or Create an Account

### REGISTERED MEMBER

Login

Forgot Your Password?

Membership No/E-mail Address/Mobile Number

Password \*

I'm not a robot



Next

### CREATE AN ACCOUNT

IF YOU ARE NOT REGISTERED WITH US, PLEASE COMPLETE THE REGISTRATION PROCESS. IN CASE ALREADY REGISTERED, GO FOR **LOGIN**

\*\* To avail online services pertaining to Examination, it is mandatory for all Senior Technician (ST) & Technician (T-) members to select **Yes** option followed by their **Membership No.**

#### Are you an existing IEI Member ?

\* (e.g. ST1234567, T-1234567, AM1234567, M-1234567, F-1234567 etc)

Yes  No

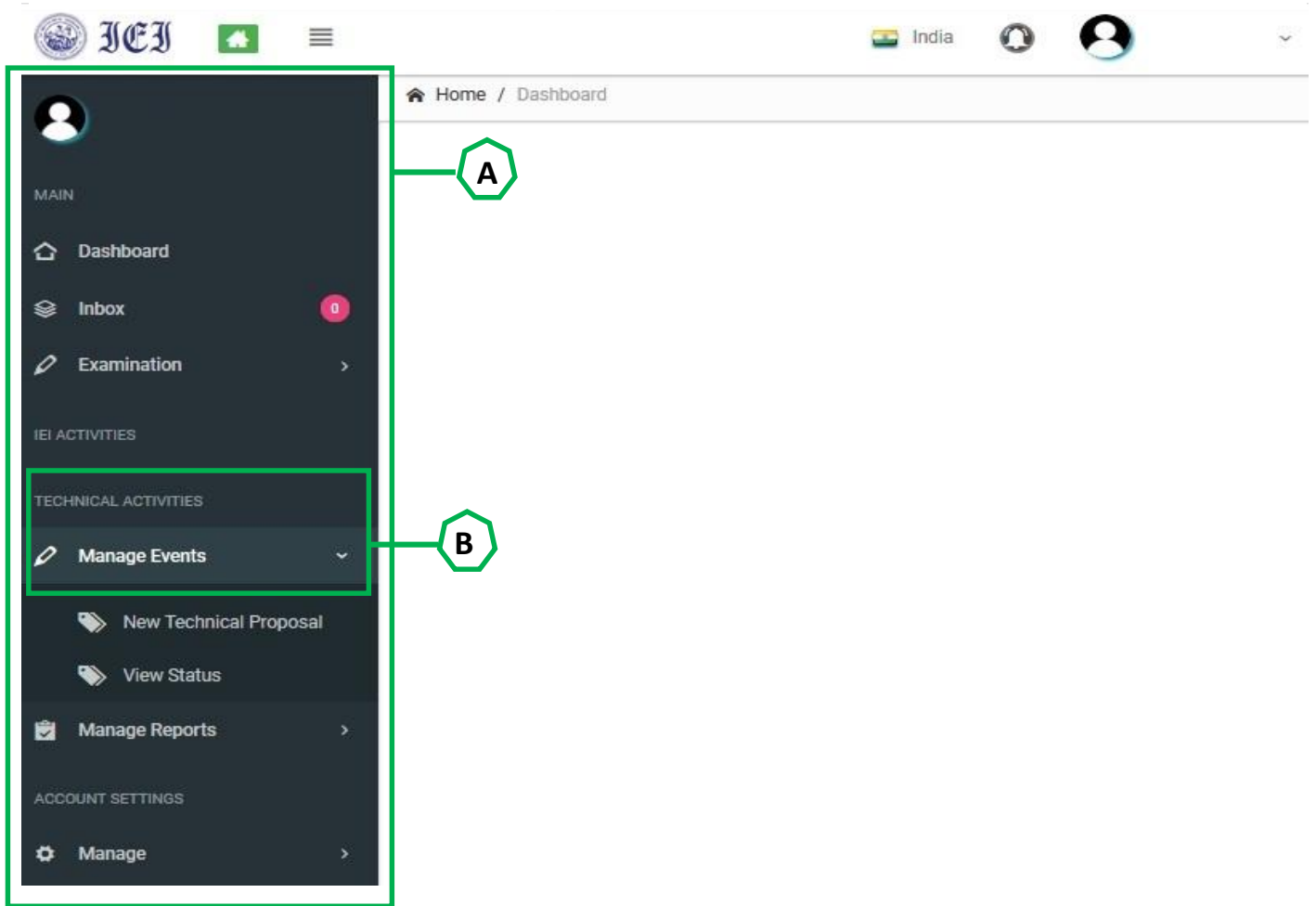
Membership No.

Next

\* Required Fields.

- A. Put centre's **email id** and **password**, provided by IEI HQ.
- B. Click on **I'm not a robot** and follow the steps to complete it.
- C. Click **Next** button to proceed.

## View of Dashboard Page :



- A. After successful login, this **menu** appears in left side of screen.
- B. Click on **Technical Activities**.
- C. Click on **Manage Events**.

## View of TAMS (Technical Activity Management System) Page :

TECHNICAL ACTIVITY MANAGEMENT SYSTEM

Dashboard / Technical Activity Proposal

Submission of proposal for Technical Activity

Create New TA Proposal

Help

Attention !! (0) +

Newly Submitted Proposal (6) +

© The Institution of Engineers (India) @2017 All Rights Reserved.

- A. **Submission of proposal for Technical Activity** window appear.
- B. On right side for the window click on **Create New TA Proposal**.

## View of TA Proposal Submission Page (Activity Type) :

TECHNICAL ACTIVITY MANAGEMENT SYSTEM

CREATE ACTIVITY ACTIVITY STATUS DIVISION REPORT LOCAL REPORT

Dashboard / Technical Activity Proposal

Submission of proposal for Technical Activity

Select Activity Type: \*

Divisional Board/Committee: \*

Theme of the Activity: \*

Activity Commencement Date: \*

Convener's Membership No: \*  
(e.g. AM1234567/F-1234567/M-1234567)

NATIONAL CONVENTION

ALL INDIA SEMINAR

ONE DAY WORKSHOP

ONE DAY SEMINAR

ALL INDIA WORKSHOP

INTERNATIONAL ACTIVITIES

DISASTER MITIGATION

Create New TA Proposal

Help

Attention !! (0) +

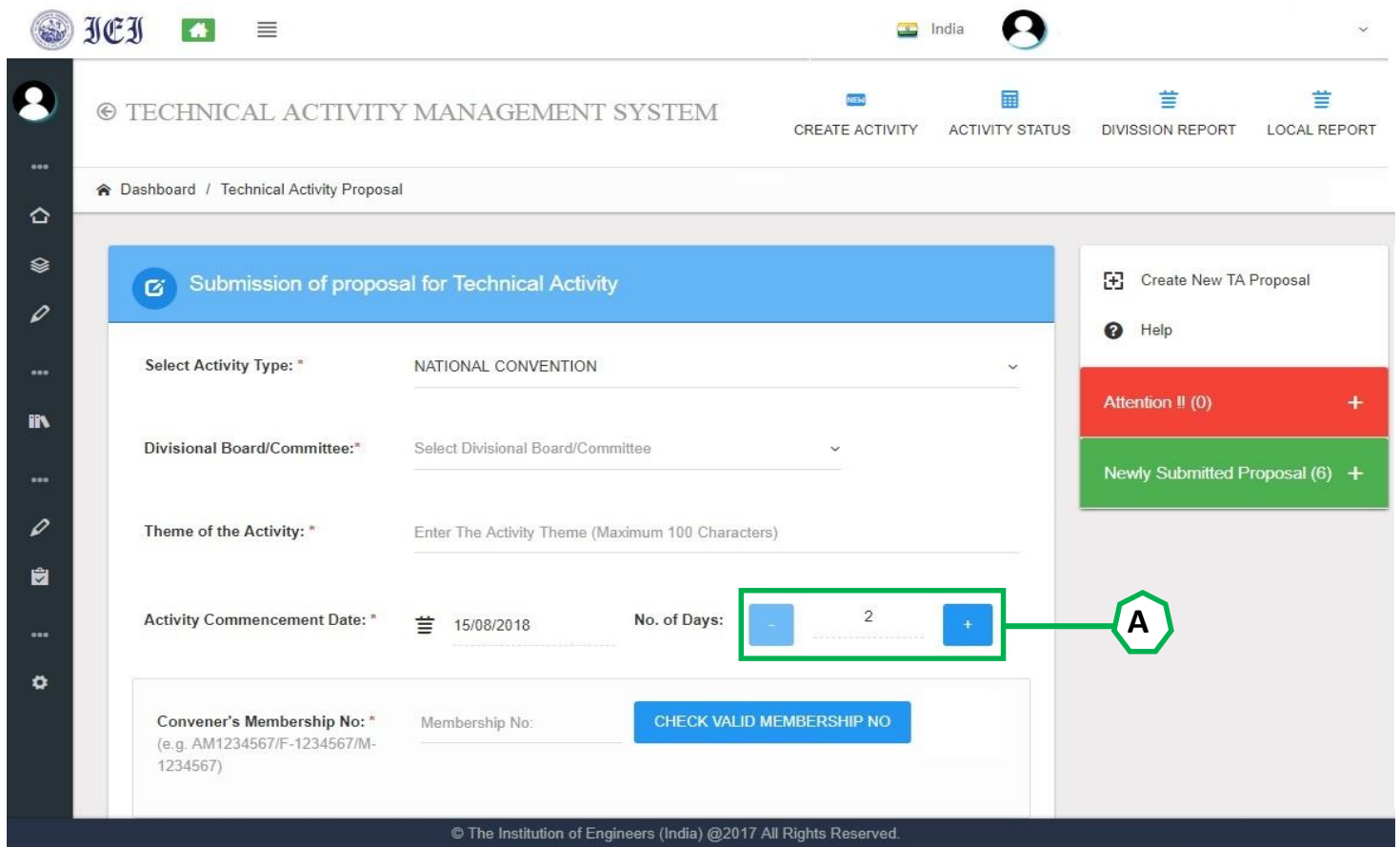
Newly Submitted Proposal (6) +

A

© The Institution of Engineers (India) @2017 All Rights Reserved.

A. Select **Activity Type** from drop down list.

## View of TA Proposal Submission Page (No. of Days) :



TECHNICAL ACTIVITY MANAGEMENT SYSTEM

CREATE ACTIVITY ACTIVITY STATUS DIVISION REPORT LOCAL REPORT

Dashboard / Technical Activity Proposal

### Submission of proposal for Technical Activity

Select Activity Type: \* NATIONAL CONVENTION

Divisional Board/Committee: \* Select Divisional Board/Committee

Theme of the Activity: \* Enter The Activity Theme (Maximum 100 Characters)

Activity Commencement Date: \* 15/08/2018 No. of Days: 2

Convener's Membership No: \* (e.g. AM1234567/F-1234567/M-1234567) Membership No: CHECK VALID MEMBERSHIP NO

Attention !! (0) +

Newly Submitted Proposal (6) +

© The Institution of Engineers (India) @2017 All Rights Reserved.

- A. As per the selected Activity, the default minimum **No. of days** required for the program is displayed here. If required it can be increased.

## View of TA Proposal Submission Page (Division Board/Committee) :

The screenshot displays the 'Submission of proposal' form on the IETI website. The form includes the following fields and options:

- Select Activity Type:** A dropdown menu with options: CHEMICAL, COMPUTER, CIVIL, ELECTRICAL, ENVIRONMENTAL, ELECTRONICS AND COMMUNICATION, MECHANICAL, and CIVIL. A green box labeled 'A' highlights this menu.
- Divisional Board/Committee:** A dropdown menu with the option: CIVIL.
- Theme of the Activity:** A text input field with the placeholder 'Enter The Activity Theme (Maximum 100 Characters)'. A green box labeled 'B' highlights this field.
- Activity Commencement Date:** A date picker set to 15/08/2018.
- No. of Days:** A numeric input field set to 2, with minus and plus buttons.
- Convener's Membership No.:** A text input field with a 'CHECK VALID MEMBERSHIP NO' button.

The page also features a sidebar on the right with the following elements:

- Buttons: 'CREATE ACTIVITY', 'ACTIVITY STATUS', 'DIVISION REPORT', 'LOCAL REPORT'.
- Navigation: 'Create New TA Proposal', 'Help'.
- Alerts: 'Attention !! (0) +' (red box), 'Newly Submitted Proposal (6) +' (green box).

© The Institution of Engineers (India) @2017 All Rights Reserved.

- A. Select **Division Board / Committee** under which the Activity is to be conducted.
- B. Mention **Theme of the Activity** within 100 characters.

## View of TA Proposal Submission Page (Activity Date) :

The screenshot shows the 'Activity Commencement Date' field with the value '15/08/2018'. A date selection wizard is open, showing the following steps:

- Year:** 2017, 2018 (selected), 2019
- Month:** Jan, Feb, Mar, Apr, May, Jun, Jul, Aug (selected), Sep, Oct, Nov, Dec
- Day of Month:** Sun, Mon, Tue, Wed, Thu, Fri, Sat. The date 15 is selected.

Callouts A, B, C, and D are placed around the wizard to indicate the steps: A points to the date field, B to the year selection, C to the month selection, and D to the day selection.

© The Institution of Engineers (India) @2017 All Rights Reserved.

- A. Select **Activity Commencement Date** from the date wizard.
- B. First select **Year**, navigate using < > symbol.
- C. Secondly select **Month**.
- D. Thirdly select **Day**.



## View of TA Proposal Submission Page (Convener's Membership No.) :

The screenshot displays the TA Proposal Submission Page. At the top, there are navigation icons, the IETI logo, and the user's location (India). The main form includes:

- Activity Commencement Date:** 15/08/2018
- No. of Days:** 2
- Convener's Membership No.:** AM1488514 (labeled A)
- CHECK VALID MEMBERSHIP NO** button (labeled B)
- Membership Details:**
  - Name:** ARGHYA GHOSH
  - Division Board:** COMPUTER ENGINEERING (labeled C)
  - Attached Centre:** WEST BENGAL STATE CENTRE
- Expected number of Invitees\*:** - / +
- Expected number of Participants\*:** - / +
- Expected number of Delegates\*:** - / +
- Expected number of Papers\*:** - / +
- Type of Proceedings:**  Soft Copy  Hard Copy **\*\*Select at least one Option**
- Host Centre:** Host Centre:

© The Institution of Engineers (India) @2017 All Rights Reserved.

- Put **Convener's Membership No.**
- Click on **Check Valid Membership No**, to display the details of the given membership no. to ascertain its validity.
- Details of Membership no. is displayed like Convener's **Name**, **Division Board** and **Attached Centre** name.

## View of TA Proposal Submission Page (Invitees / Participants / Delegates / Papers) :

The screenshot displays the 'TA Proposal Submission Page' with the following elements:

- Header:** IECI logo, home icon, menu icon, India flag, and user profile icon.
- Activity Commencement:** Date: 10/10/2018
- Convener's Membership:** Membership No. field with a 'CHECK VALID MEMBERSHIP NO' button. Example text: (e.g. AM1234567/F-1234567/M-1234567).
- Expected number of Invitees\* (A):** Input field with '-' and '+' buttons.
- Expected number of Participants\* (B):** Input field with '-' and '+' buttons.
- Expected number of Delegates\* (C):** Split input fields for 'Corporate Members\*' and 'Non-Corporate Members\*', each with '-' and '+' buttons.
- Expected number of Papers\* (D):** Input field with '-' and '+' buttons.
- Type of Proceedings\*:** Radio buttons for 'Soft Copy' and 'Hard Copy'. Instruction: \*\*Select at least one Option
- Footer:** © The Institution of Engineers (India) @2017 All Rights Reserved.

- Put approx no. of **Invitees**, expected to attain the event.
- Approx no. of **Participants**, expected to attain the event.
- Approx no. of **Delegates** expected to attain the event, respectively for Corporate & Non-Corporate Members.
- Approx no. of **Papers** expected to be presented in the event.  
(Using + and - nos. Can be increased or decreased)

## View of TA Proposal Submission Page (Type of Proceedings / Host Centre / Venue)

The screenshot displays the TA Proposal Submission Page. At the top, there is a navigation bar with the ICI logo, a home icon, a menu icon, the text 'India', and a user profile icon. The main content area contains the following fields:

- Type of Proceedings: \*** (labeled A): A radio button group with options 'Soft Copy' and 'Hard Copy'. A red asterisk indicates a mandatory field. A red note below the options says '\*\*Select at least one Option\*\*'.
- Host Centre: \*** (labeled B): A text input field for the host centre name.
- Venue City/Town: \*** (labeled C): A text input field for the venue city or town name.
- Associate Organization (If any)** (labeled D): A section with a blue '+ ADD ASSOCIATE' button. A red note below it says '[\*Mandatory for International Activities]'. This field is currently empty.
- Abstract & Sub-themes of the Programme:\*** (labeled E): A large text area for the abstract. A red note above it says 'Describe abstract of this programme here...Please avoid all the Special Characters'. A red note below it says 'Special characters (e.g. !@#\$%^&\*+=~`~";[]&()|\/) should be avoided in all the above input'.

At the bottom of the page, there is a copyright notice: '© The Institution of Engineers (India) @2017 All Rights Reserved.'

- Mention **Type of Proceedings** by putting tick mark (✓) either on **Soft Copy** of **Hard Copy** or in both.
- Put **Host Centre Name** where the event is to be conducted.
- Put **Venue Name** along with City or Town name.

## View of TA Proposal Submission Page (Associate Organization) :

The screenshot displays the TA Proposal Submission Page for an Associate Organization. The page features a header with the ICI logo, a home icon, a menu icon, the Indian flag, the text 'India', a user profile icon, and a dropdown arrow. A green box labeled 'A' highlights the 'Associate Organization' section. This section includes a title 'Associate Organization (If any)' with a note '[\*Mandatory for International Activities]'. Below the title are four input fields: 'Associate's Name', 'Address', 'Contact Number', and 'Contact Person'. A red delete button is located to the right of the 'Associate's Name' field. Below these fields is a blue button labeled '+ ADD ANOTHER ASSOCIATE'. The 'Abstract & Sub-themes of the Programme:\*' section contains a large text area with the instruction 'Describe abstract of this programme here...Please avoid all the Special Characters'. A red warning message at the bottom of the text area states: 'Special characters (e.g. !@#\$%^&\*+=~`~''~[&(){}~) should be avoided in all the above input'. The footer of the page reads '© The Institution of Engineers (India) @2017 All Rights Reserved.'

- A. Associated Organization details like Associate Name, Address, Contact Number and Contact Person. It is mandatory for International Event. One than one Associate's can be added by clicking on **Add Another Associate** button. if required can also be deleted using red delete button.

## View of TA Proposal Submission Page (Abstract & Sub-themes of the Programme) :

The screenshot displays the TA Proposal Submission Page. At the top, there is a header with the IET logo, a home icon, a menu icon, the Indian flag, and a user profile icon. The main content area contains two input fields, both marked with a red asterisk (\*). The first field is labeled 'Write-up of the Theme:\*' and contains the placeholder text 'Describe abstract of this programme here...Please avoid all the Special Characters'. The second field is labeled 'Sub-Themes:\*' and contains the placeholder text 'Describe Sub-Themes of this programme here...Please avoid all the Special Characters'. Below each input field, a red warning message states: 'Special characters (e.g. !@#%&\*+=~`~":[]&{}|\\/) should be avoided in all the above input field sections.' A blue 'SUBMIT' button is located at the bottom right of the form. At the bottom of the page, a footer reads '© The Institution of Engineers (India) @2017 All Rights Reserved.'

- A. Write, **Write-up of the Theme** of the Program without using special characters like ! @ #...
- B. Write, **Sub-Theme** of the Program without using special characters like ! @ #...

## View of TA Proposal Submission Page (Submit) :

The screenshot shows the submission page for a TA proposal. At the top, there is a header with the IET logo, a home icon, a menu icon, the Indian flag, the text 'India', and a user profile icon. The main content area contains two text input fields. The first field is labeled 'Write-up of the Theme:\*' and contains the placeholder text 'Describe abstract of this programme here...Please avoid all the Special Characters'. Below this field is a red warning message: 'Special characters (e.g. !@#%&\*+=`~"':[&{}|\/) should be avoided in all the above input field sections.' The second field is labeled 'Sub-Themes:\*' and contains the placeholder text 'Describe Sub-Themes of this programme here...Please avoid all the Special Characters'. Below this field is the same red warning message. To the right of the second field is a blue 'SUBMIT' button, which is highlighted with a green box. A green hexagon containing the letter 'A' is connected to the 'SUBMIT' button by a green line. At the bottom of the form area, there is a red warning message: 'All red asterisk (\*) mandatory fields must be fill before submitting the Form.' The footer of the page contains the text '© The Institution of Engineers (India) @2017 All Rights Reserved.'

A. After filling the TA Proposal form click **on submit** button to save proposal.